



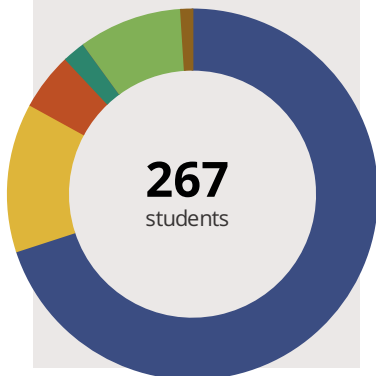
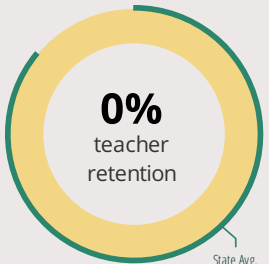
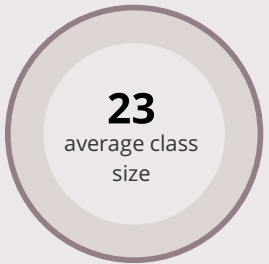
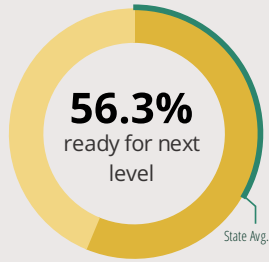
WINGATE ELEMENTARY SCHOOL

150 Wingate Blvd Shiloh, IL 62221 5892 (618) 746-4802

Grades: K-5
District: MASCOUTAH CUD 19

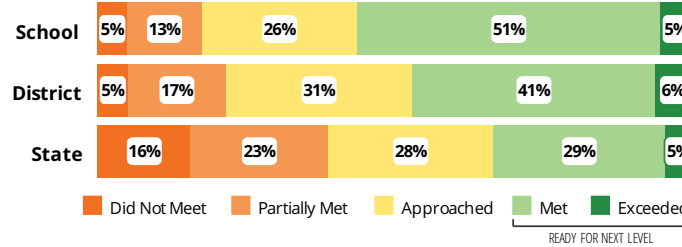
Principal: Mr. Randy Blakely
Superintendent: Dr. Craig Fiegel

FAST FACTS



Academic Success

All Illinois students in grades 3-8 take the PARCC assessment each year. High school students take the PARCC in specific Math or English Language Arts (ELA) courses.



Success by Student Group

This display shows PARCC performance levels for each student group. No data is shown for groups with fewer than 10 students.

White	Fewer than 10 students
Black	Fewer than 10 students
Hispanic	Fewer than 10 students
Low Income	Fewer than 10 students
English Learners	Fewer than 10 students
With Disabilities	Fewer than 10 students

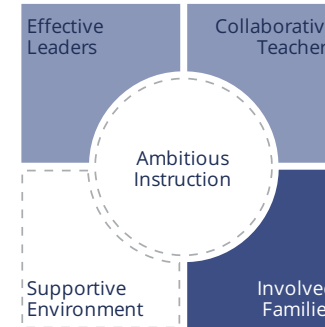
Legend: Did Not Meet, Partially Met, Approached, Met, Exceeded

READY FOR NEXT LEVEL

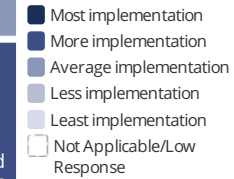
Student Characteristics

White	70%	Low Income	11%
Black	13%	English Learners	0%
Hispanic	5%	With Disabilities	12%
Asian	2%	Homeless	0%
American Indian	0%		
Two or More Races	9%		
Pacific Islander	1%		

School Environment



The **5Essentials Survey** allows students in grades 6-12 and all teachers to share their perspectives on essential conditions for learning. The anonymous survey consists of 5 components.



Response Rates

Students	-
Teachers	100%

Average Effective Leaders

Do principals and teachers implement a shared vision for success?

Average Collaborative Teachers

Do teachers collaborate to promote professional growth?

Ambitious Instruction

Are the classes challenging and engaging?

Supportive Environment

Is the school safe, demanding, and supportive?

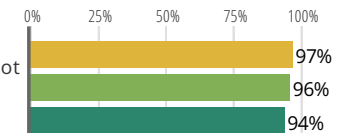
More Involved Families

Does the entire staff build strong external relationships?

Student Attendance and Mobility

Attendance Rate

Rate at which students are present at school, not including excused or unexcused absences



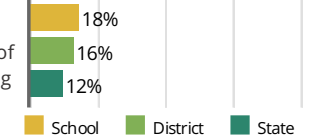
Chronic Truancy Rate

Percentage of students who have been absent without valid reasons for 5% or more of regular school days



Student Mobility

Percentage of students who transfer in or out of the school during the school year, not including graduates





WINGATE ELEMENTARY SCHOOL

School Highlights

Academic Courses

5th Grade Band, PBIS Character Education, Supplemental Educational Services (SES) Tutoring

Career Development Courses and Programs

Physical Education, Health and Wellness

Athletics

Other Programs and Activities

After School Care, Before School Care, Environmental Club, Family Nights, Mentoring Program, Parent Associations, Rtl Math, Rtl Reading, Tutoring Program

School Personnel Resources

General Administrator or General Supervi, Librarian/Media Specialist, Paraprofessional, Reading Specialist, Reading Teacher, School Guidance Counselor, School Nurse, School Psychologist, School Social Worker, Special Education Teacher, Speech Language Pathology Teacher, Technology Specialist

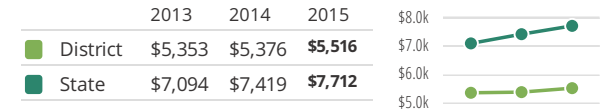
School Awards

Facilities

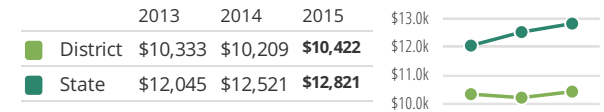
The mission statement of Wingate Elementary reflects the mission of Mascoutah School Districts. We strive to reach "Every student...Every day in a quality learning experience." Historically, the Mascoutah school district has performed above average on national and local achievement test.

District Finance

Instructional Spending per Pupil includes only the activities directly dealing with the teaching of students or the interaction between teachers and students.



Operational Spending per Pupil includes all costs for overall operations in this school's district, including Instructional Spending, but excluding summer school, adult education, capital expenditures, and long-term debt payments.



Educator Measures

This school has had **1 principal(s)** over the past 6 years. In the last three years, an average of **-% of teachers** return to this school each year.

FOR MORE INFORMATION

Visit IllinoisReportCard.com to see additional details about each item of information for this school. There you will find charts spanning multiple years, detailed explanations, resources, more of the school's programs and activities, and powerful tools that let you dig deeper into data.

Most of this data has been collected by ISBE from school districts through data systems. Some information, such as the School Highlights, is entered directly by principals and can be updated throughout the year.